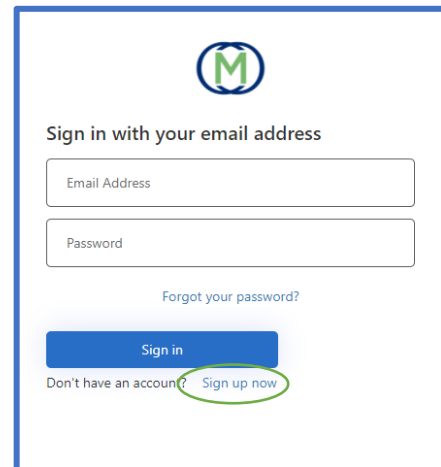
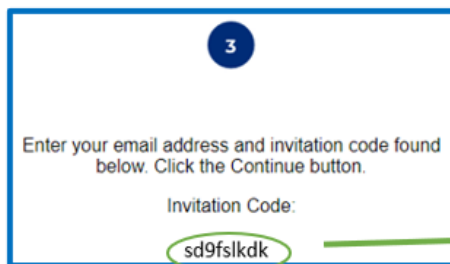
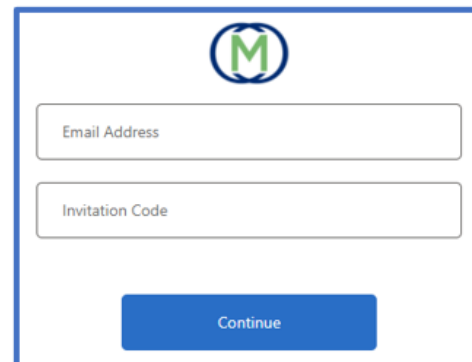


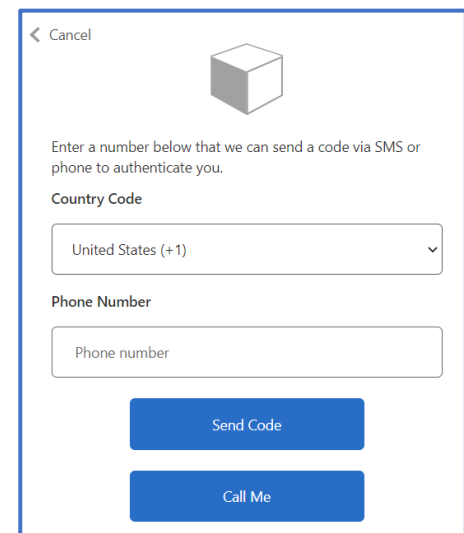
Guardian User Guide

Logging In for the First Time: Account Activation

1. The Midwest Coordination Center (MCC) Support Team will send you an invitation to register via donotreply@testedandprotected.org. Please check your spam folder.
2. Click on the link to set up your account or navigate to testedandprotected.org and click **Login** at the top right. Then, select Sign up now.
3. Enter your email address and invitation code from email. Click Continue.

4. You will create a password that must be 8-16 characters and must contain at least three of the following: lowercase characters, uppercase characters, digits (0-9), and one or more of the following symbols: @ # \$ % ^ & * - _ + = [] { } | \ : ' , ? / ` ~ " () ; .
5. Enter your Phone Number. Click either **Send Code** or **Call Me**.
 - a. **Send Code:** The service will text you a verification code. Enter the code online to complete verification. Click **Send another code** if needed.
 - b. **Call Me:** The service will call your number. Answer the call and push the # key to complete verification.
6. You will be directed to the Midwest Coordination Center homepage. Navigate to the Resources tab to view role specific User Guides.

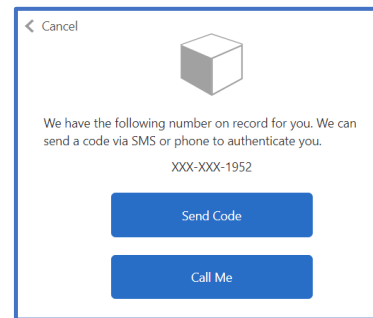


Login

1. Navigate to testedandprotected.org. Select **Login** at the top right.



2. Enter your email and password. Click **Sign In**.
3. Click either **Send Code** or **Call Me**.
 - a. **Send Code:** The service will text you a verification code. Enter the code online to complete verification. Click **Send another code** if needed.
 - b. **Call Me:** The service will call your number. Answer the call and push the # key to complete verification.



Account Tips

- **Forgot Password:** Select *Forgot your password?* on the login screen if needed.
- **Logout:** At the end of your session, click *Logout* at the top right of the homepage.
- **Automatic Logout:** The Midwest Coordination Center will automatically log out after 15 minutes of inactivity.

Guardian Portal

The Guardian Portal allows guardians of children/resident's access to sign the Consent and HIPAA Authorization Forms and review test results. Consent and HIPAA Authorization Forms must be signed before the participant may be tested. Guardian page requires guardian to validate First Initial, Last Name, and Date of Birth to view participant results and sign consent.

- Existing users must add participants.
- When a new participant is added to a new sampling site, the sampling site will appear, and guardian must Add Participant.
- When a new participant is added to a sampling site where the guardian already has a participant, the Add Participant button will appear.

- Add Participant button is not present when guardian has verified all assigned participants for that sampling site.
- Twins: if multiple participants with the same first initial, last name, and birth date, all will appear.

This guardian portal allows you to view test results and manage consent forms for your participants (e.g., your children or yourself). To get started, add participants registered to your email for the sampling site(s) listed below.



Consent Forms

In order to view your child/resident's results through our online portal, please be sure to sign the consent form for each child/resident.

MCC Sampling Site #1

Address 505 King Ave Columbus OH 43202
Point of Contact mcc.poc | (555) 555 - 5555 | mccpoc.test@gmail.com

Child/Resident	Consent Form	HIPAA Authorization
Click Add Participant to confirm the participant is registered with this site.	Add Participant	Add Participant

Add Participant for MCC Sampling Site #1

Fill in the participant's information below to confirm they are registered with our system.
 For children in school, the name should match the school's registration.

First Initial * Last Name * Date Of Birth *
 _____ _____ mm/dd/yyyy

[Cancel](#) [Add Participant](#)

***Field is not case sensitive**

Consent Forms
 In order to view your child/resident's results through our online portal, please be sure to sign the consent form for each child/resident.

MCC Sampling Site #1

Address 505 King Ave Columbus OH 43202
Point of Contact mcc.poc | (555) 555 - 5555 | mccpoc.test@gmail.com

Child/Resident	Consent Form	HIPAA Authorization
Fname LName	Sign Consent Form	Sign HIPAA Form

1. Consent Form: Click **Sign Consent Form**. Review Consent for Testing agreement and type your first and last name, and enter the date to sign at the bottom. Click **Submit Signature** button. You may download or print the form for your records.



2. HIPAA Authorization Form: Click **Sign HIPAA Form**. Review authorization form and fill out required fields, Child/Resident’s First and Last Name, Child/Resident’s Age, Your First and Last Name to Sign, Date, and Relationship to Child/Resident. Click **Submit Signature** button.
3. You may download or print the signed forms at any time.

Test Results


Test results will appear at the top of the portal once available. You can view/download the test report by clicking on the Download Report button. This will generate a pdf copy of the test report.

Test Results

Below are the most recent test results for each of your children/residents. Click the view all results button to see any previous results.

Test	Test Date	Test Result	Test Report
SARS-CoV-2 RT-PCR Assay	Thursday, November 4, 2021	SARS Coronavirus 2 RNA [Presence] in Unspecified s: Negative	Download Report

Here is an example of a test report:



Patient Report

Specimen Id: 784

Patient Details	Specimen Details	Physician Details
Name: 11/17/2005 DOB: #	Date Collected: 11/04/2021 Date Received: 01/01/2020 Date Entered: 11/04/2021	Collection Time: 12:40 PM Specimen Type: Anterior Nares Collection By: Kris Hennum Reported Time: 02:17 PM
		Ordering: Example Provider NPI: 209847

Ordered Items

Test	Test Type	Result
SARS-CoV-2 RT-PCR Assay	N gene, S gene, and ORF1ab	Negative

Negative do not preclude SARS-CoV-2 infection and should not be used as the sole basis for treatment or other patient management decisions. Optimum specimen types and timing for peak viral levels during infections caused by SARS-CoV-2 has not been determined. The possibility of a false negative result should especially be considered if the patient's recent exposures or clinical presentation suggest that SARS-CoV-2 infection is possible, and diagnostic tests for other causes of illness (e.g., other respiratory illness) are negative. If SARS-CoV-2 infection is still suspected, re-testing should be considered in consultation with physician.

This test has not been FDA cleared or approved. This test has been authorized by FDA under an Emergency Use Authorization (EUA). This test has been validated in accordance with the FDA's Guidance Document "Policy for Diagnostics Testing in Laboratories Certified to Perform High Complexity Testing under CLIA prior to Emergency Use Authorization for Coronavirus Disease-2019 during the Public Health Emergency" issued on February 04, 2020. FDA independent review of this validation is pending. This test is only authorized for the duration of time the declaration that circumstances exist justifying the authorization of the emergency use of in vitro diagnostic tests for detection of SARS-CoV-2 virus and/or diagnosis of COVID-19 infection under section 564(b)(1) of the Act, 21 U.S.C. 360bbb-3(b)(1), unless the authorization is terminated or revoked sooner.

<small>Battelle CLIA Lab 505 King Ave Columbus, OH 43201 614-424-5227 labreporting@battelle.org</small>	<small>Jeanne Ohrmberger PhD, HCLD, CC CLIA Laboratory Director 36D2180734</small>
---	--

Contact MCC Support

- Email: support@testedandprotected.org
- Phone: 1-833-754-2176